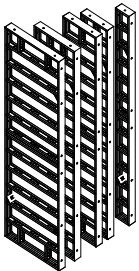
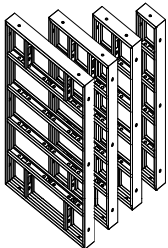
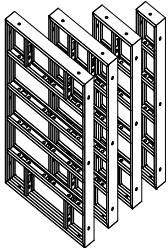
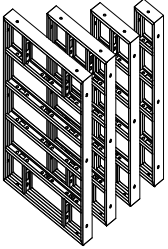
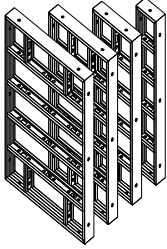
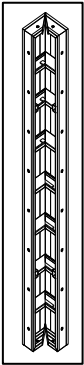
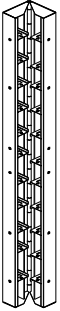
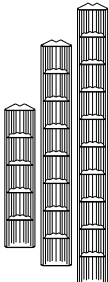






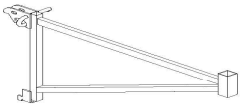
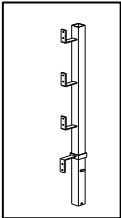
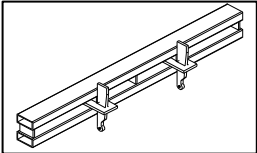
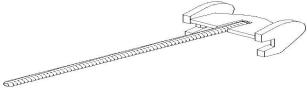


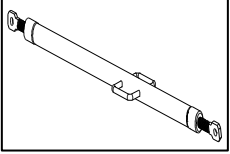
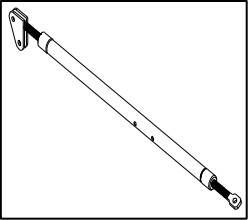
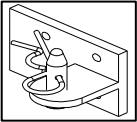




Vama Chile Moldajes y Andamios SpA.



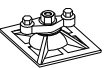
CATALOGO DE PANELES Y ACCESORIOS MOLDAJE VERSA

Descripción	Código	Alto	Ancho	Peso (kg)
Panel VERSA 	QZD-2001	2500	1000	77.81
	QZD-2002	2500	750	65.26
	QZD-2003	2500	500	50.82
	QZD-2004	2500	250	36.48
Panel VERSA 	QZD-3001	1250	1000	44.07
	QZD-3002	1250	750	37.15
	QZD-3003	1250	500	28.33
	QZD-3004	1250	250	36.48
Panel VERSA 	QZD-4001	750	1000	30.68
	QZD-4002	750	750	26.01
	QZD-4003	750	500	19.44
	QZD-4004	750	250	12.92
Panel VERSA 	QZD-5001	1500	1000	50.90
	QZD-5002	1500	750	44.42
	QZD-5003	1500	500	34.49
	QZD-5004	1500	250	12.92

Descripción	Código	Alto	Ancho	Peso (kg)
Panel VERSA 	QZDM-1002	3000	750	87.22
	QZDM-0002	2750	750	81.65
	QZDM-2002	2500	750	71.90
	QZDM-3002	1250	750	50.37
	QZDM-4002	750	750	35.13
	QZDM-5002	1500	750	49.24
Esquinero Interior VERSA 	QZD-6001	3000x(250+250) INSIDE CORNER		65.45
	QZD-6006	2750x(250+250) INSIDE CORNER		62.57
	QZD-6002	2500x(250+250) INSIDE CORNER		54.48
	QZD-6003	1250x(250+250) INSIDE CORNER		29.85
	QZD-6004	750x(250+250) INSIDE CORNER		20.00
	QZD-6005	1500x(250+250) INSIDE CORNER		34.75
Esquinero Interior Giratorio VERSA 	QZJ-6001	3000X(250+250) HINGED INSIDE CORNER		80.34
	QZJ-6006	2750X(250+250) HINGED INSIDE CORNER		74.80
	QZJ-6002	2500X(250+250) HINGED INSIDE CORNER		69.26
	QZJ-6003	1250X(250+250) HINGED INSIDE CORNER		41.57
	QZJ-6004	750X(250+250) HINGED INSIDE CORNER		30.44
	QZJ-6005	1500X(250+250) HINGED INSIDE CORNER		51.57
Esquinero Exterior Desplazado VERSA 	QZD-8001	3000 x (50+50)		
	QZD-8002	2500 x (50+50)		37.46
	QZD-8003	1250 x (50+50)		
	QZD-8004	750 x (50+50)		
	QZD-8005	1500 x (50+50)		

Descripción	Código	Alto	Ancho	Peso (kg)
Esquiner Exterior VERSA 	QZD-7001	3000x (117+117)		32.32
	QZD-7006	2750x (117+117)		29.80
	QZD-7002	2500x (117+117)		27.06
	QZD-7003	1250x (117+117)		13.93
	QZD-7004	750x (117+117)		8.67
	QZD-7005	1500x (117+117)		16.49
Garra Versa 	9001011		L=288mm	4.40
	9001021		L=388mm	6.50
Cerrojo 	9001031			1.10
Gancho Izaje VERSA 	9003021			10.50
Mensula de Trabajo 	9004011		L=850mm	8.43
Baranda Mensula 	9004012		L=1300mm	4.30
Rigidizador VERSA 	9002011		L=790mm	9.95
Anclaje Muro VERSA 	9003012		L=443mm	2.76

Descripción	Código	Alto	Ancho	Peso (kg)
Tensor 	9015001	(S) L=1080--1400mm		13.82
	9015004	(SM) L=1080--1900mm		17.04
	9015008	L=1280--2100mm		21.74
	9015009	(M) L=2030--2930mm		26.11
Tensor 	9015002	(M) L=2050--2940mm		24.05
	9015003	(G) L=4600--6000mm		69.12
	9015005	(M) L=2050--2940mm		26.52
	9015006	L=4080--5000mm		38.22
	9015007	L=2900--3800mm		31.45
Base Ajustable 	9005004			1.78
Union TP VERSA 	9005105			1.20
Union TP VERSA (Chile) 				1.20
Amarre Fundación VERSA 	QZJ-6101	LOCKING POSITIONING PLATES 90°		1.54
Anclaje Fundación Superior 	9105014			1.73

Descripción	Codigo	Alto	Ancho	Peso (kg)
Barra Dywidag D15 	1001001		Max Dia=17mm, Min Dia=15mm	1.50
Tuerca Mariposa 	1004001		D15 SW27	0.33
Tuerca Plato Campana 	1004005		D15 SW27 120X120mm	1.32
Water Stop 	4001003		D15/Φ66	0.57